



EXplorNation

ExplorNation



Approach to Front Entrance

A Place Where Kids Can Learn.

ExplorNation is a prototype for a Children's Discovery Center on the riverfront of Lower Price Hill, Cincinnati. The Concept, is branched off the idea that kids use their curiosity to drive their sense of **exploration** ...and it is through this they learn.

Our Studio has been creatively thinking of ways to get back in touch with our inner child. In one case, was our periodical visits to **St. Francis** in OTR. There, we have been working with kids in order to gain a better understanding of how they interact with certain activities, socially behave and respond when other factors, such as rewards, are introduced. This train of thinking will be the type of design work that will be put into our exhibits when we go to study **interior spaces**.

Problem

Kids do not have the opportunity to investigate and explore different environments & animal habitats that exist outside what they already know in the city.

Solution

Using remote control toys to explore and analyze animal behavior as well as design playground exhibits that will get them to use their body.

Approach

Design a large scavenger hunt that will include multiple interactive exhibits that will stimulate their senses of curiosity by allowing them to move freely in mixed outdoor and indoor spaces.

Lower Price Hill, Cincinnati

The architecture takes advantage of the site by allowing itself to open itself up to the surrounding landscape. Connecting outside spaces with indoor and integrating technology to create the perfect learning environment.

Lower Price Hill was an old Indian burial that consisted of multiple look out posts. It was once part of the Delhi Township before the Symmes Purchase.

The township started to become more industrialized during the 18th century when the Funicular, or incline, was introduced. Most citizens were German, Irish and Catholic. The area became heavily populated in the late 19th century due to steamboat trafficking and hog packing. Criminal activity started to increase in the 20th century.



Reception Desk



Where Kids Are Informed Through iPad.

Upon arrival, kids will check in at the front desk with their supervisor. It is here, where they will be equipped with the interactive iPad. Once activated, they will be introduced to ExplorNation Nate and informed about the **tasks** they must complete in order to win their prize!

Kids will be given an iPad after partner

The iPad will be their personal travel during their journey through the disc be used in a number of ways to help assigned tasks.

Uses of the iPad will include:

- A map.
- It will be their guide if they get stuck on an exhibit.
- They will need the iPad in order to

Kids will be given an iPad after partnering up.

The iPad will be their personal travel device that they will carry during their journey through the discovery center. It will be used in a number of ways to help them complete tasks.

Uses of the iPad will include:


- A map.
- It will be their guide if they get stuck or confused during an exhibit.
- They will need the iPad to connect to devices that will help them complete the scavenger hunt.



Interactive Scavenger Hunt

Welcome adventurer, to...

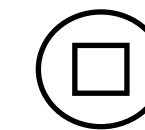
EXplorNation




Hey there kids!

Are you ready to swing into an adventure with me?



Welcome to ExplorNation! A place where kids learn about animals and the environment through **exploring!** I'm your host, **ExplorNation Nate!** Are you guys ready to swing into an adventure with me? I'm gonna need all the help I can get!



Recently, the weather around ExplorNation has been acting more and more strange lately. Animals are acting completely out of character and the weather has been progressively getting more violent ...What could be causing all of this to happen?



After doing a little investigation, I discovered that the **Stone of Mother Nature** was gone! Its power brings balance to all of the environment. This explains everything!



Be sure to check in at all five **expedition centers** after you complete an exhibit. This is where you collect your stickers to prove that you finished the assigned task so that you can get your **prize!**



Collect all five stickers!



Ground



Water




Air




Maze



Voyage








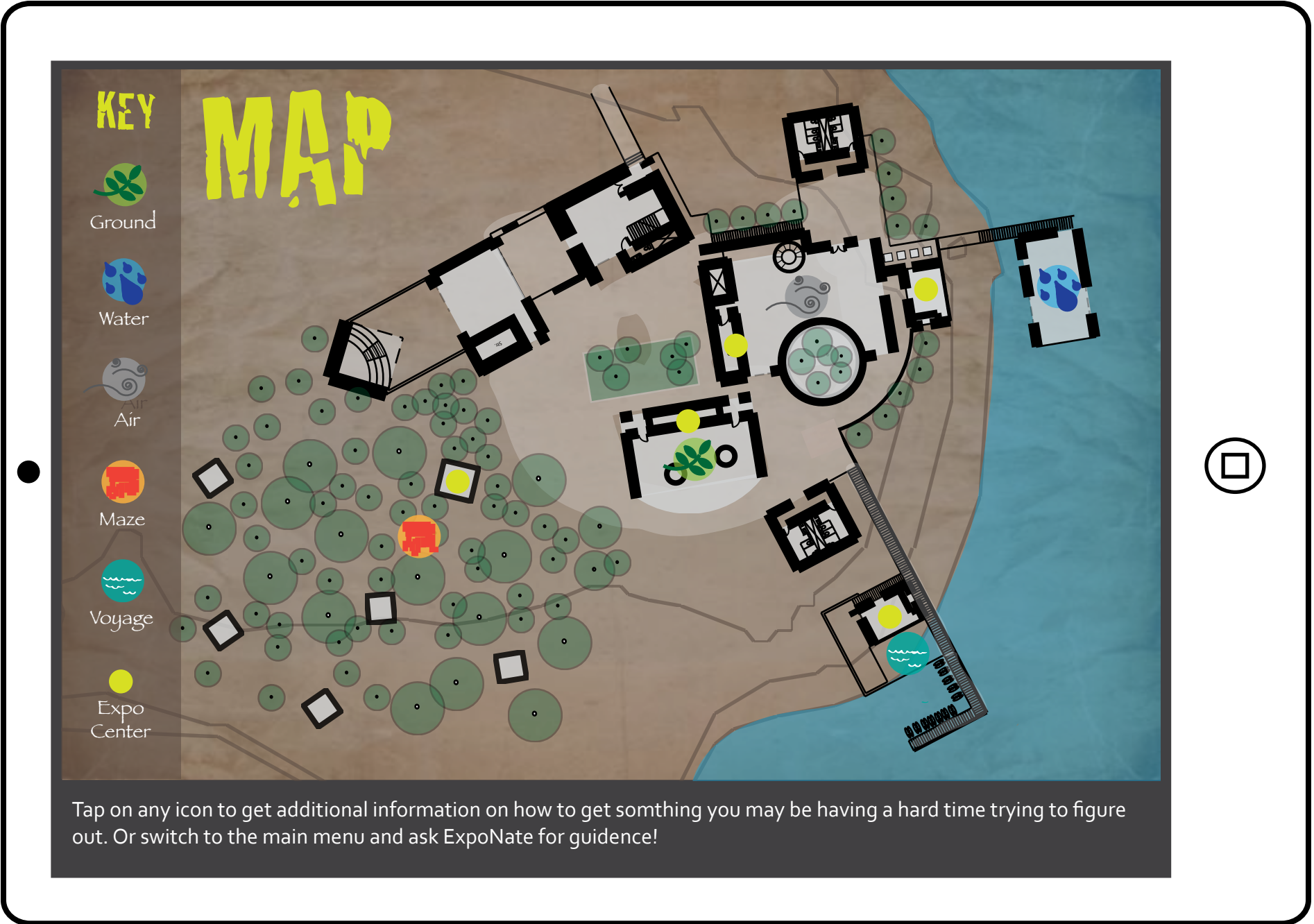
I'm going to need your help finding it! Join me with the rest of your friends and complete the scavenger hunt to obtain clues to where it might be. Once you completed an exhibit, be sure to check into the local **Expedition Center** to prove that you finished it. The sticker they give you will also provide a clue to your next step in your adventure! Below are the five stickers you need to collect!



CAN YOU FIND ME?

Collect all five stickers to complete the scavenger hunt! Be sure to look high and low so that nothing is missed. If you get lost and need help, be sure to check in with ExplorNation Nate on your iPad or the map for guidance!

Find the ground hog. What is it doing? _____	<input type="checkbox"/>	 Ground
There are over _____ different speices of snakes that we know of so far.	<input type="checkbox"/>	
Use the rover to find the Northern Monkshood Plant. What regions of Ohio is this plant found in? _____	<input type="checkbox"/>	
Find the Amberack fish. How does it find food? _____	<input type="checkbox"/>	 Water
What is the main difference between a sea ray and a manta ray? _____	<input type="checkbox"/>	
Find the Moking Jay. What is so unique about this bird? _____	<input type="checkbox"/>	 Air
Find the Swallow Tail Kite. This is the largest bird in what country? _____	<input type="checkbox"/>	
Using the drone, find the northern harrier. What makes this bird distinct from other eagles? _____	<input type="checkbox"/>	
Using your eyes, find the Spruce tree. write one thing you learned about it: _____	<input type="checkbox"/>	 Maze
The most common tree found along the river bank of Lower Price Hill is the _____	<input type="checkbox"/>	
What Family does the Eastern Hemlock belong to? _____	<input type="checkbox"/>	 Voyage
What natural cause from the earth helped ceate Mill Creek? _____	<input type="checkbox"/>	
Specificaly, which directiondoes the river flow. Why? _____	<input type="checkbox"/>	



“Break Point”



Where Kids Start Their Hunt.

After the kids have partnered up and obtained their iPad do they walk into the central courtyard space. It is here where they “break off” into the open space to start their scavenger hunt.

Program

- 1 Main Entrance & Reception Desk
- 2 Multi Purpose / Play Room
- 3 Outdoor Theatre
- 4 Restrooms
- 5 Air Exhibit
- 6 Water Exhibit
- 7 Ground Exhibit
- 8 Voyage Exhibit
- 9 Maze Exhibit
- 10 Storage





Augmented Reality

The exhibits will be highly interactive with the kids iPads. The device is capable of using what's called augmented reality. A program that creates virtual three-dimensional figures while looking through a camera lens.

Augmented reality redefines what it means to explore. It entirely opens up a new world for kids to see through a different lens. Literally.

Kids will be able to go outside and use their iPad to investigate different areas around the site. Allowing them to move around both inside and outside spaces.



Augmented reality redefines what it means to explore. It entirely opens up a new world for kids to see through in a different lens. Literally.

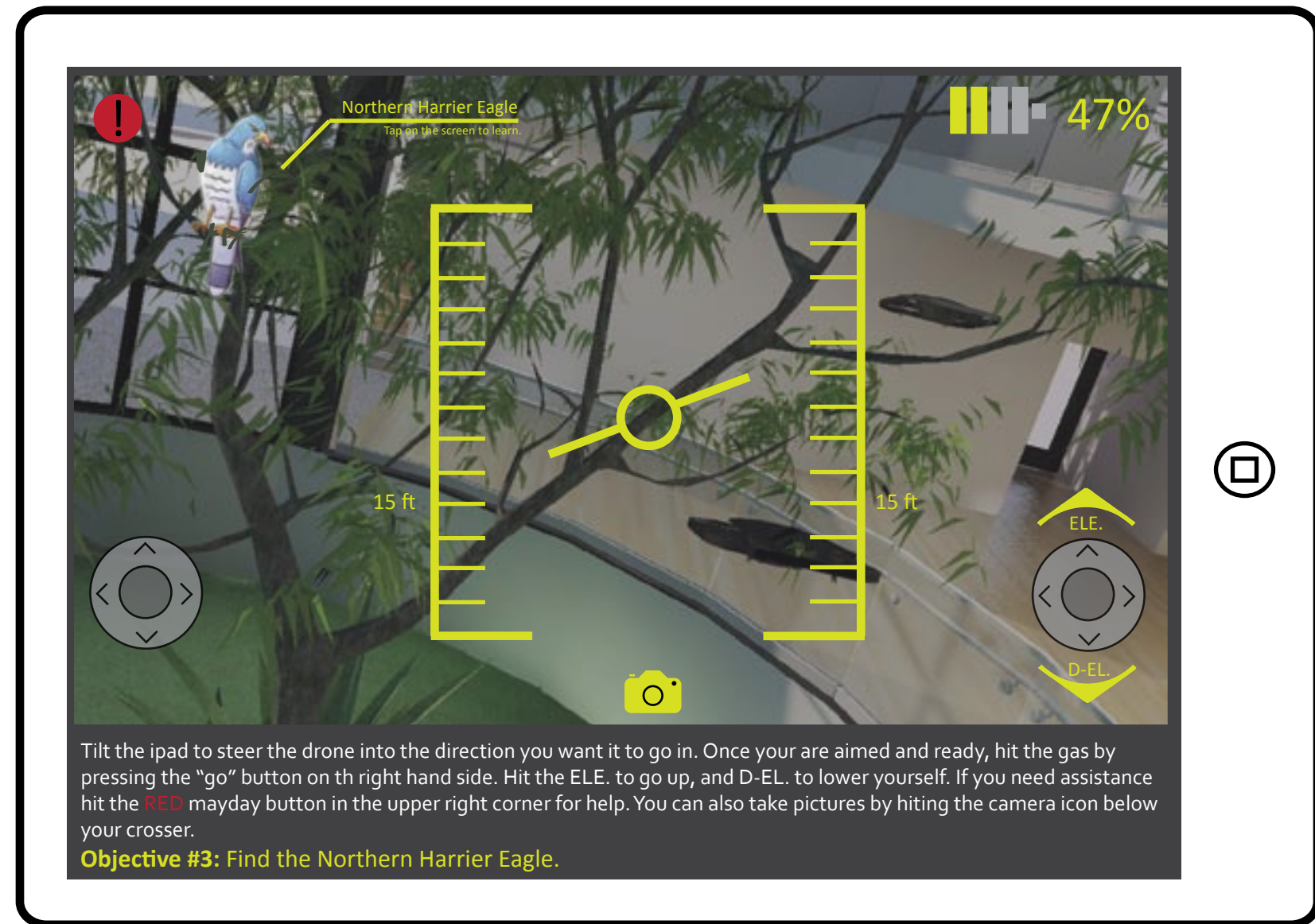
Kids will be able to go outside and use their iPad to investigate different areas around the site. Allowing them to move around both inside and outside spaces.





Air Exhibit

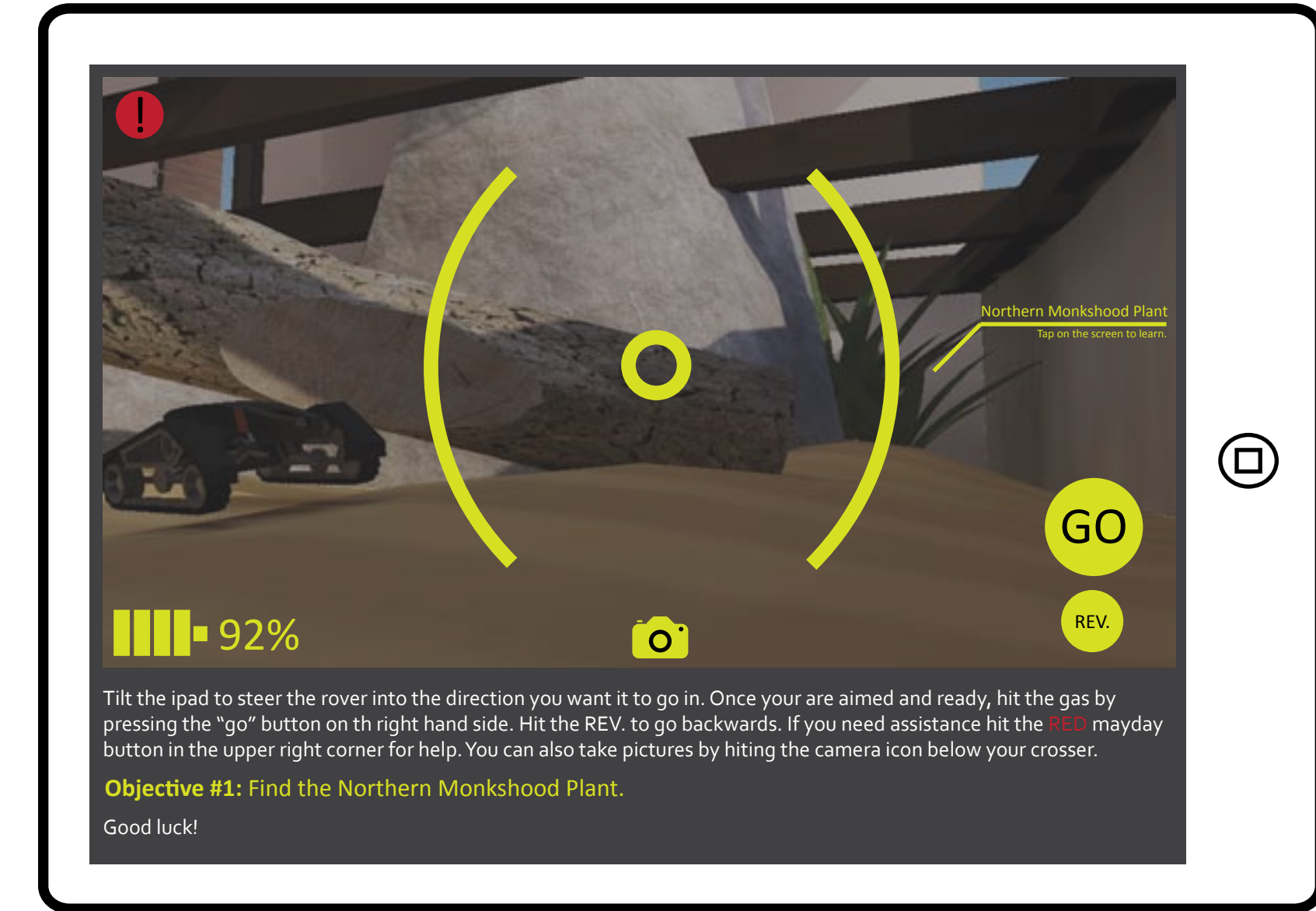
Air Exhibit



Ground Exhibit




Ground Exhibit



Tilt the iPad to steer the rover into the direction you want it to go in. Once you are aimed and ready, hit the gas by pressing the "go" button on the right hand side. Hit the REV. to go backwards. If you need assistance hit the RED mayday button in the upper right corner for help. You can also take pictures by hitting the camera icon below your rover.

Objective #1: Find the Northern Monkshood Plant.

Good luck!



Can't Connect to a Device Right Away? Go Outside!

Its okay if you have to wait in line for a rover or a drone. Theres plenty of other things to do outside if all the indoor activites are preoccupied. Use the outdoors if you want to still use augmented reality! There are places all over the site that you can still hunt down to complete your quest!



Voyage Exhibit